

The British Council Libraries in Pakistan

Digital Library Membership

How to sign up and access the web and mobile app

Contents

[What's in our Digital Library?](#)

[What is MyLOFT?](#)

[Registering for Digital Membership](#)

[Creating your digital library account](#)

[Creating your MyLOFT account](#)

[Logging in to the MyLOFT Web Portal](#)

[Setting up the MyLOFT mobile app](#)

[Setting up an e-book reader on your laptop and PC](#)

[Setting up PocketBook Reader on your mobile device](#)

A library at your fingertips!

Our Digital Library is now bigger and more convenient than ever! Whether you're looking for reference material, training courses, music, movies or just a good book, we've got you covered.

Use one account to access all our resources via the MyLOFT web portal or download the MyLOFT mobile app for a seamless digital library experience no matter where you are!

What's in our Digital Library?

Read on to find out!

English Learning for Kids

The British Council's specially curated collection of fun and engaging games, songs, stories and activities for children learning English as a second or foreign language

Road to IELTS

The British Council's comprehensive, online preparation platform for the IELTS General and Academic Modules – with over 300 interactive activities, 17 video tutorials and 36 practice tests.

Software and Career Training

Online software training and professional development tool with hundreds of video tutorials on a wide array of applications and technologies to help you move up the career ladder.

Academic Textbooks

Thousands of academic e-books covering subjects from the humanities and engineering, to medicine and health, to law and public policy. Borrow and consult offline at your own convenience!

eBooks and Audiobooks

A curated selection of best-selling and award-winning downloadable fiction and non-fiction e-books and audio books. From across all genres and for all ages.

Film and TV

Stream thousands of critically acclaimed, award winning films and tv series. Includes an exclusive collection of films for children as well as hundreds of hours of storytelling to keep your little ones entertained.

Newspapers and Magazines

Full digital versions of popular international newspapers and high quality, full colour magazines covering all areas of interest including current events, technology, business, politics, fashion and more!

Music

The British Council's Selector Radio brings you the best new music from the UK and features interviews and exclusive live sessions from some of the most exciting British artists on the scene.

Comics

A collection of over 2000 of the best digital comics and graphic novels from major publishers for all ages. Never miss an issue!

Concerts

The world's largest collection of full-length concerts and music documentaries streamed on-demand to just about any digital device.

Digital Theatre

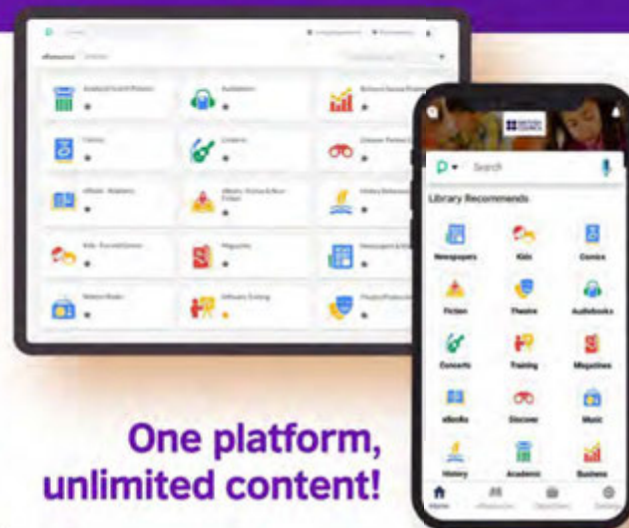
Hundreds of high-quality theatre productions with unique backstage insights, practitioner interviews and written analysis.

Academic Journals and Papers

The world's leading research databases covering a wide variety of multi-disciplinary journals, magazines and more. Featuring full text and searchable cited references in the areas of STEM, medicine, pure and social sciences and the liberal arts.

Business Publications

The industry's most widely used business research database featuring top journals, papers and magazines covering a variety of business disciplines.



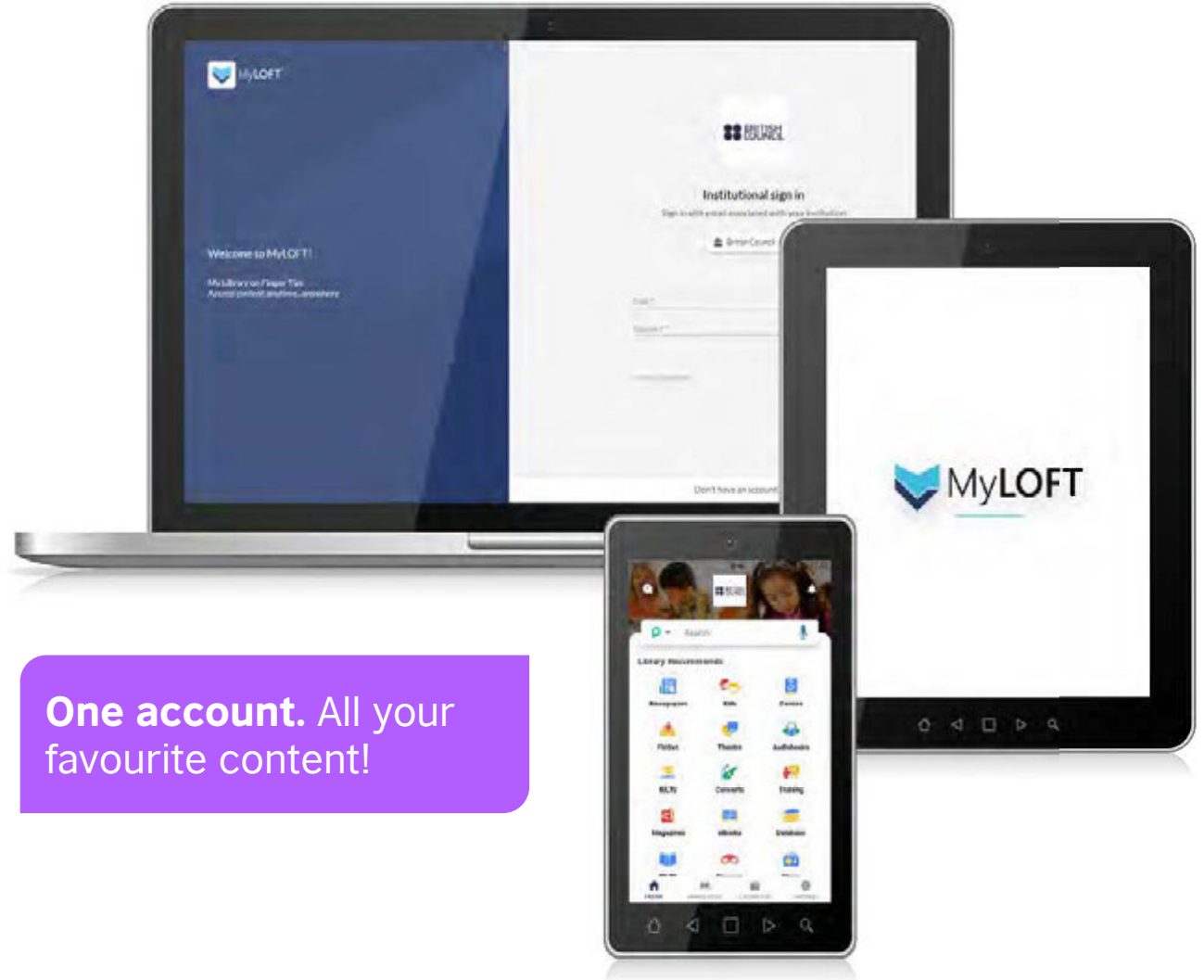
**One platform,
unlimited content!**

What is MyLOFT?

The British Council libraries have partnered with MyLOFT to bring you a new Digital Library platform that offers seamless access to our digital resources and an improved user experience.

MyLOFT is a web and mobile app that gives you access to all our digital resources in one place and on any device - with a single log-in!

Our step-by-step guide covers everything you need to know to help you set up MyLOFT on your smart phone, tablet, laptop or desktop computer.



Registering for **digital membership**

[Click here](#) to go to the online sign-up form and fill in your details.

Note: To avail a discount, enter a valid discount code in the 'Discount Code' field in the Others section of the form.

The standard fee for digital library membership is PKR 3500 per year. You can find more information [here](#)

Be sure to read through the terms and conditions and privacy notice before submitting the form.

On submission of the form, you will receive an automated email with guidelines to pay your membership fee via online bank transfer or ATM.

Enter a valid discount code in the "Discount Code" field to avail a discount offer

Others

Discount code:

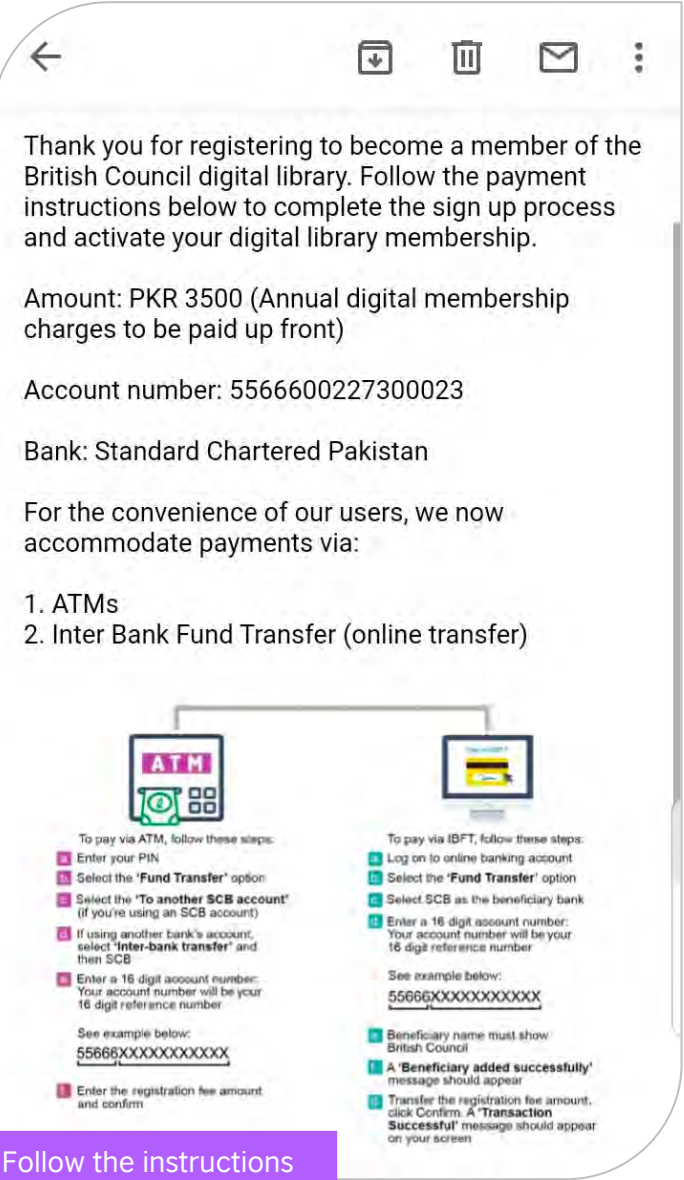
How did you hear about us:

Required

I would like to receive update about the British Council's activities, events and services, including the monthly library newsletter:

Required

I would like to receive updates about the British Council's activities, events and services, including the monthly library newsletter. I consent to the British Council sharing my email address with its service providers to process for this



Follow the instructions to complete your payment and get your membership activated

Creating your **digital library account**

You will receive two emails after completing the sign up process and paying your membership fee.

In the first email, you will receive instructions to **set a password for your British Council Digital Library account.**

Your user id is the email address you entered in the membership sign up form; click the link given in the email (below your user id) to set a password for your account.

You can use your Digital Library account to view or update your personal details, track membership validity or renew your membership.

Dear ABC,

Welcome to the British Council Pakistan's Digital Library. Thank you for registering for our service.

As a digital member, you can now enjoy a unique service that gives you access to a wealth of resources, including eBooks, audiobooks, magazines, newspapers, digital comics and much more! Our digital library has no boundaries and you can access it anytime, anywhere and on all devices.

STEP 1 – Setting up your digital library account:

Your username to log in to your digital library account is below. Click the following link to create a new password for your account:

Userid: abc@xyz.com

Set password: [https://library.britishcouncil.org/cgi-bin/koha/opac-passwordset.pl?uniqueKey=\\$2a\\$08\\$J1013f_uM1QQQmzxVKkkhO](https://library.britishcouncil.org/cgi-bin/koha/opac-passwordset.pl?uniqueKey=$2a$08$J1013f_uM1QQQmzxVKkkhO)

This link will be valid for 5 days from the date of this email and can be used only once. If you want to update your password after the expiry of the link, click here to set your password <https://library.britishcouncil.org/cgi-bin/koha/opac-password-recovery.pl>

STEP 2 – Setting up your MyLOFT account for access to the web portal and mobile app:

We've partnered with MyLOFT, a digital content platform, to bring you easy access to all our digital resources, in one place and on any device. You will soon receive an email from MyLOFT to set your password to log in to the web portal and mobile app.

Once you've completed these steps, you can launch the MyLOFT web portal by logging into your digital library account through the link below:

<https://library.britishcouncil.org/cgi-bin/koha/opac-user.pl>

To learn more about our digital library resources, visit <http://library.britishcouncil.pk/digital-library>. Please write to us at libraries@britishcouncil.org.pk for further assistance.

Happy reading!

British Council Digital Library

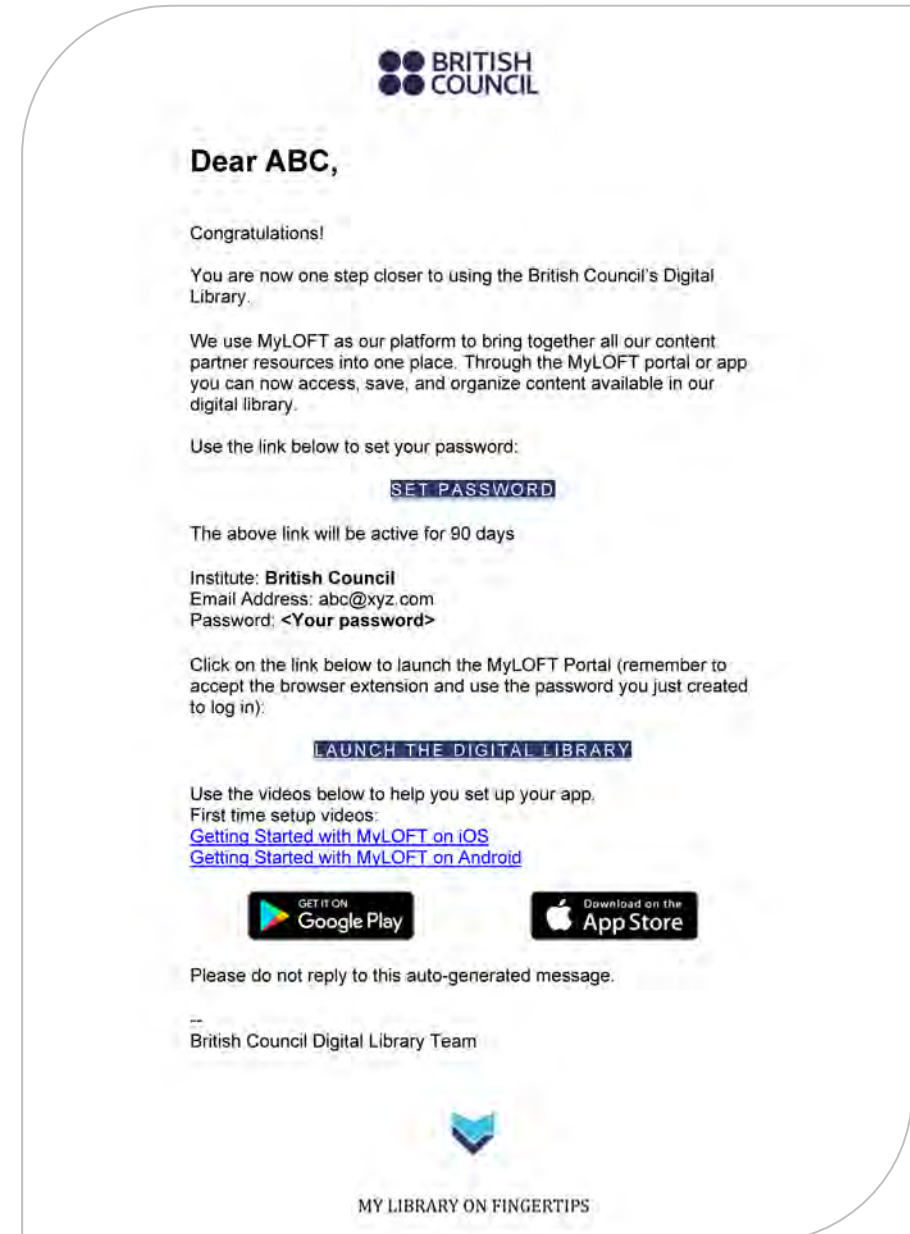
Note: This is a system-generated email. Please do not reply.

Creating your MyLOFT account

In the second email, you will receive instructions to **set a password for your MyLOFT account** to access the web and mobile app. Click the **‘Set Password’** link in the email to do this.

Tip: Set the same password you chose for your Digital Library account so that it’s easy to remember!

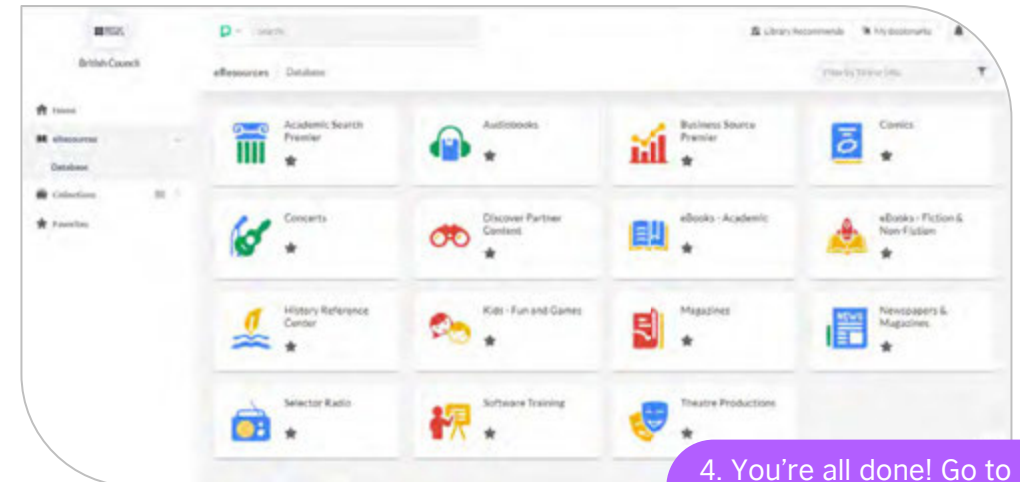
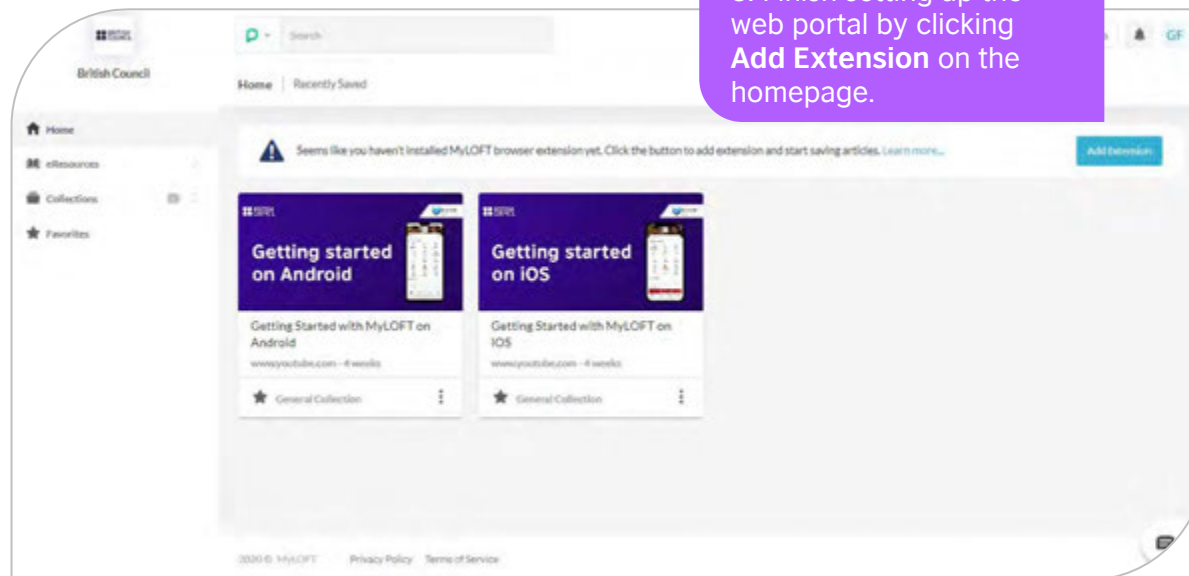
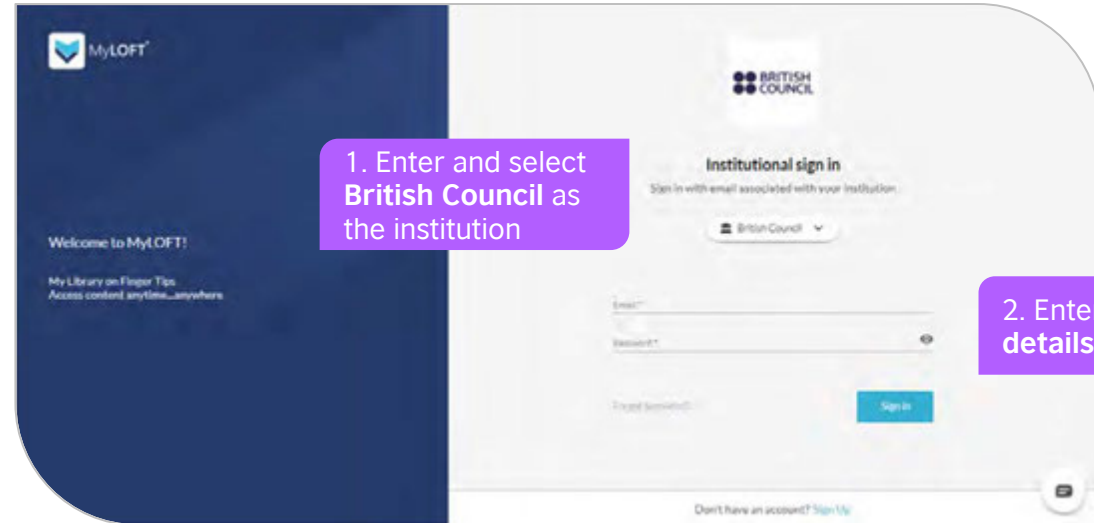
Once your MyLOFT account is set up, you can access our digital resources through the MyLOFT web portal or mobile app.



Logging in to the MyLOFT Web Portal

To access the MyLOFT web portal on your laptop or desktop computer for the first time, click the **‘Launch the Digital Library’** link in the email from MyLOFT or from your Digital Library account homepage.

Note: The web portal is compatible with Google Chrome and Microsoft EDGE browsers on Mac and Windows.

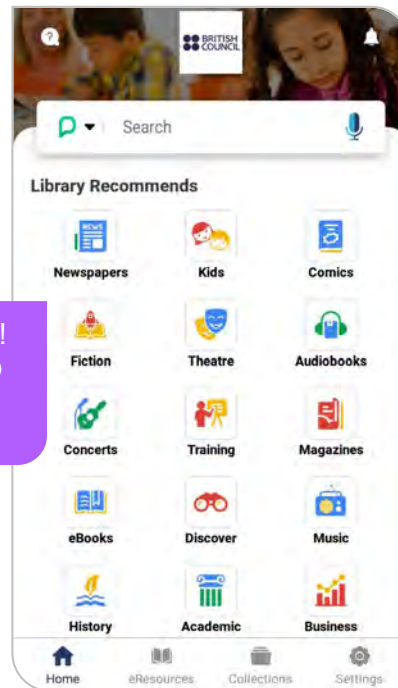


Setting up the **MyLOFT** mobile app

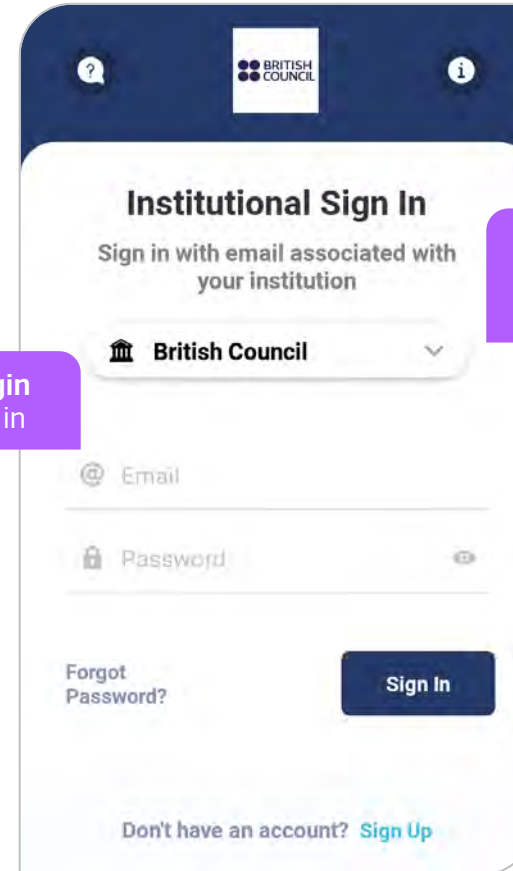
Search the **Google Play** or **Apple App Store** for '**MyLOFT**' and download the app.

When logging in to the app on IOS for the first time, you'll be prompted to **allow VPN configuration**. Ensure that you tap '**Allow**' to use the MyLOFT app and access our digital resources on your IOS device.

3. It's as simple as that! You now have **one tap access** to our digital resources.



2. Enter your **login details** and sign in



1. Enter and select **British Council** as the institution

Setting up an e-book reader on your laptop and PC

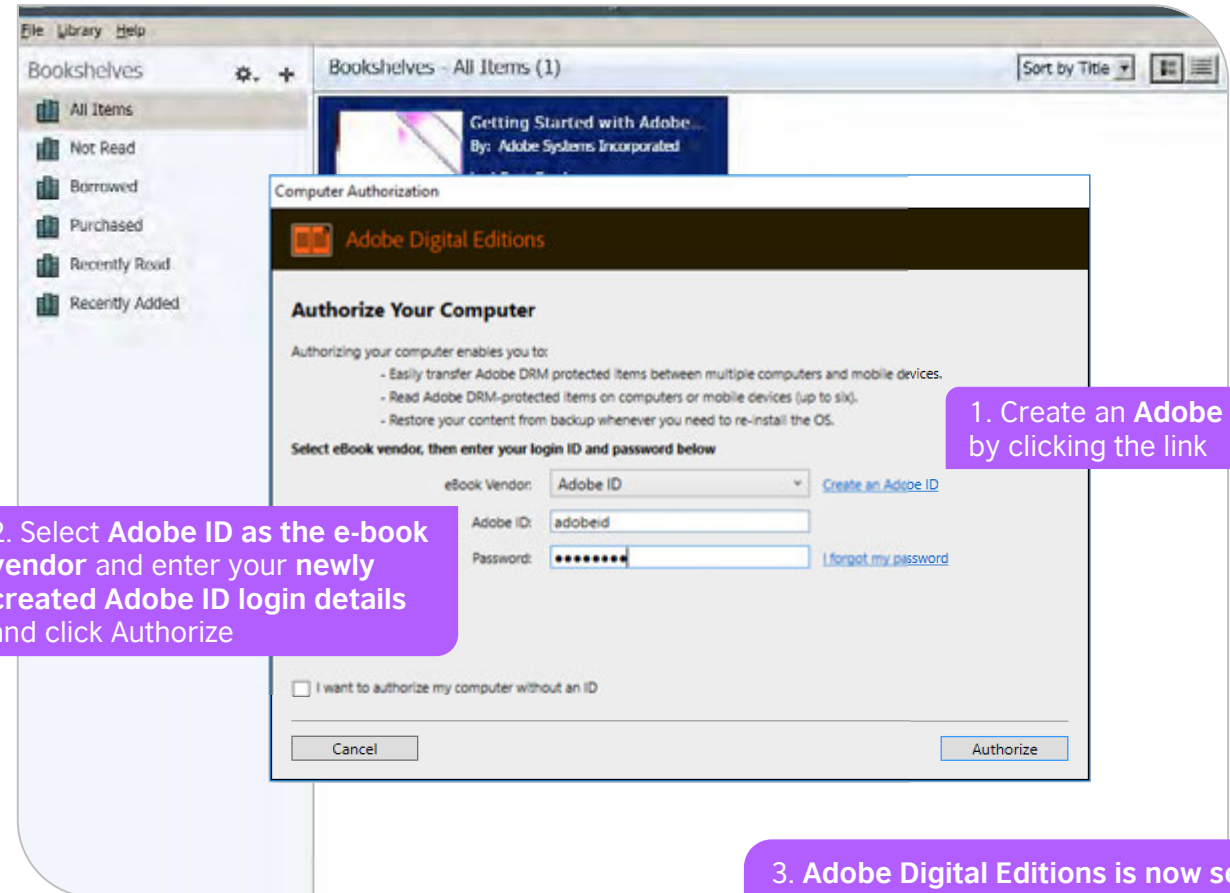
We're working on a development that will allow you to read and save e-books directly in the MyLOFT web and mobile apps – stay tuned!

In the meantime, follow these instructions to install an e-book reader on your device.

Adobe Digital Editions for laptop and desktop computers

Download the application for Mac or Windows [here](#), click the downloaded file and follow the prompts to install it on your computer

Once you've installed and opened Adobe Digital Editions, you'll be prompted to authorize your computer – if you don't get the prompt, go to Help > Authorise



2. Select Adobe ID as the e-book vendor and enter your newly created Adobe ID login details and click Authorize

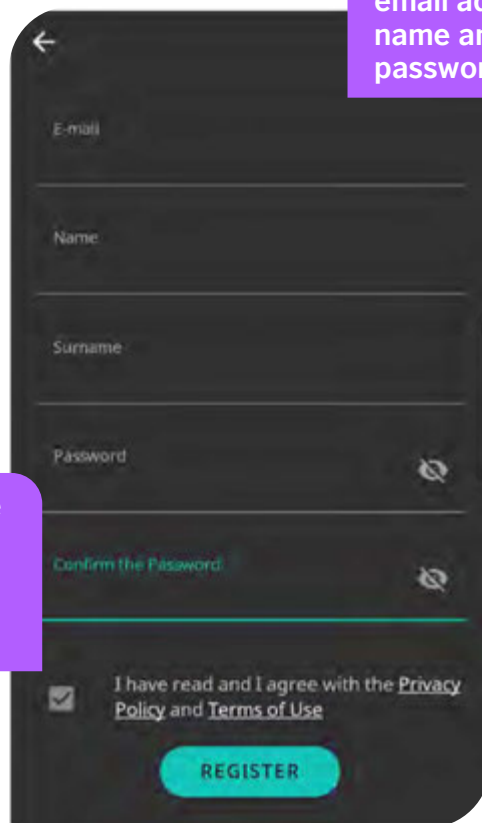
1. Create an Adobe ID by clicking the link

3. Adobe Digital Editions is now set up! Download your e-book through the MyLOFT web portal and it will automatically open in Digital Editions

Setting up PocketBook Reader on your mobile device

Search the **Google Play** or **Apple App Store** for **'PocketBook Reader'** and download the app.

1. Enter your email address, name and set a password



The registration form includes fields for E-mail, Name, Surname, Password, and Confirm the Password. A checkbox at the bottom is checked, indicating agreement with the Privacy Policy and Terms of Use. A blue REGISTER button is at the bottom.

2. Read through the Terms of Use and Privacy Policy, check the box and click **Register**

Activate PocketBook Cloud

Sync books, reading position, notes, and bookmarks between your devices using **PocketBook Store Account**

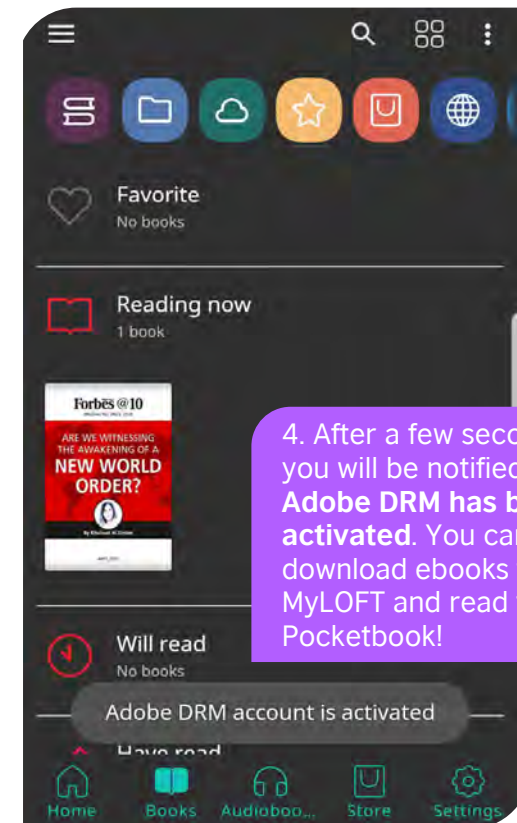
I have read and I agree with the [Privacy Policy](#) and [Terms of Use](#)

ACTIVATE

SKIP

3. Ensure you check the box and **tap Activate** on this screen to proceed

4. After a few seconds, you will be notified that **Adobe DRM has been activated**. You can now download ebooks through MyLOFT and read them in Pocketbook!



You're all done!

If you need more help with the MyLOFT mobile app, watch our detailed How-to videos for Android and IOS:

[Getting Started with **MyLOFT on Android**](#)

[Getting Started with **MyLOFT on iOS**](#)

Or write to us at libraries@britishcouncil.org.pk for further assistance.